

evonicfires

Redefining
Electric
Fireplaces



Table of Contents

HALO	4 - 9
Linnea.....	4
Kiruna.....	6
Tyrell.....	8
E Series	10 - 19
E72.....	10
E60.....	12
E40.....	14
E32H.....	16
Compton	18 - 19
Compton 2.....	18
Compton 1000.....	19

True Story:

European Home has a showroom with gas, wood and electric fireplaces. We were installing new models and had a plumber changing out gas lines. He disconnected the lines but was perplexed when he noticed two models were still burning. He asked about why that was and we explained that those were the electric models.

The flame effects were so realistic they fooled the plumber!



All Compton Models

- An LED flame animation projected onto a mirrored background.
- There are lights projected down from the top of the unit to further illuminate the logs.
- The bed is made of chrome with vermiculite glued to it. This surface reflects the flickering lights to give the illusion that it is coming from under the logs.
- Compton and E Series models can connect to your device through Wifi.
- Each unit has a heater with an adjustable thermostat.



All E Series and Halo Models


UltraHD has all of the features of EvoFlame Technology plus:

- Models have an anti-reflective glass front.
- Along the front is a flickering light that is projected across the logs.
- This surface is 70% less reflective and gives the illusion that there is no front glass.



- A multicolored LED flame animation projected onto a mirrored background.
- The bed is clear with multicolored LED lights projected from underneath.
- On top of the bed is a decorative mixture of clear glass crystals, orange crystals and black vermiculite.
- A small amount of vermiculite is also sprinkled across the front.
- Can connect to your device through Wifi.

LINNEA



Linnea 3-Sided model shown





Linnea Corner Style model shown with "still" effect

The Linnea has a long and stunning viewable opening of 59.25" wide by 13" tall, making it an impressive feature in any home, condo, hotel room or business.

Halo models come with a choice of 6 unique & vibrant flame displays to select from, giving users the opportunity to select their desired flame effect to suit the mood or occasion.

- 1500W heater
- **SCHOTT CONTURAN MAGIC®** anti-reflective front glass
- Silver Birch log set
- **e-smart** app controlled
- Six pre-set flame designs
- Over-bed illumination
- Independent fuel bed control settings
- Connects with Amazon Alexa
- Corner or 3-sided conversion panels included
- **W 59.2 in x D 11.8 in x H 21.9 in**

KIRUNA



Kiruna Single-Sided model shown






Kiruna Corner Style model shown with "embers" effect

With a viewable opening of 39.5" wide by 13.2" high the Kiruna offers a compact and elegant look to any modern space. This model comes in three configurations, Single-Sided, Corner Style and 3-Sided.

Featuring the latest varicolored LED technology, our Halo models come with a choice of 6 unique & vibrant flame displays to select from, giving users the opportunity to select their desired flame effect to suit the mood or occasion.

- 1500W heater
- **SCHOTT CONTURAN MAGIC®** anti-reflective front glass
- Silver Birch log set
- **e-smart** app controlled
- Six pre-set flame designs
- Over-bed illumination
- Independent fuel bed control settings
- Connects with Amazon Alexa
- Corner or 3-sided conversion panels included
- **W 39.5 in x D 11.8 in x H 21.9 in**

TYRELL



Tyrell Single-Sided model shown





Tyrell Corner Style model shown with "embers" effect

The Tyrell's large size, 32.7" wide by 23.2" high, gives the look of a standard sized fireplace. But it has a little extra as this fireplace can be paired with an App and even Amazon Alexa.

Featuring the latest varicolored LED technology, our Halo models come with a choice of 6 unique & vibrant flame displays to select from, giving users the opportunity to select their desired flame effect to suit the mood or occasion. By utilizing the e-smart app, you can also adjust temperature settings, turn your feature lighting off or on, and even choose the desired speed of your lighting effect all at the touch of a button.

- 1500W heater
- **SCHOTT CONTURAN MAGIC®** anti-reflective front glass
- Silver Birch log set
- **e-smart** app controlled
- Six pre-set flame designs
- Over-bed illumination
- Independent fuel bed control settings
- Connects with Amazon Alexa
- Corner or 3-sided conversion panels included
- **W 32.7 in x D 11.8 in x H 31.1 in**

E72



E72 Single-Sided model shown

evoflame[®]
ULTRAHD
e-touch



E72 3-Sided model shown

At a stunning 6 feet long, the E72 modern electric fireplace commands attention. It provides the perfect combination of cozy ambiance and smart fireplace technology. Featuring Evoflame, these flame effects are incredibly natural and powered by eco-friendly LED lights.

Install with any number of clean modern finishes and in nearly any space since there is no need to worry about venting. Controlled via an intuitive app, this gorgeous centerpiece can become a part of your modern living space.

- 1500W heater
- **SCHOTT CONTURAN MAGIC®** anti-reflective front glass
- Woodland log set
- **e-touch** app controlled
- **evoflame ultra HD®** effect
- Single, Corner or 3-sided conversion panels included
- **W 70.4 in x D 11.8 in x H 24 in**

E60



E60 3-Sided model shown

evoflame[®]
ULTRAHD
e-touch



E60 Single-Sided model shown

Becoming a standard for so many modern designers, the E60 electric fireplace features a completely frameless finish and style to spare. Evoflame technology creates a stunning flame effect while providing all the added benefits of an electric fireplace such as energy efficiency and installation flexibility.

At 60" wide this fireplace can fit into a wide variety of spaces.

- 1500W heater
- **SCHOTT CONTURAN MAGIC®** anti-reflective front glass
- Woodland log set
- **e-touch** app controlled
- **evoflame ultra HD®** effect
- Single, Two or three sided conversion panels included
- **W 59.2 in x D 11.8 in x H 21.9 in**

E 40



E60 3-Sided model shown

evoflame[®]
ULTRAHD
e-touch



E40 3-Sided model shown

The E40 is a trimless electric fireplace and the perfect complement to any contemporary space. Evoflame technology creates a stunning flame effect while providing all the added benefits of an electric fireplace such as energy savings and installation flexibility.

At 40" wide this fireplace can fit into smaller spaces and still has the ability to turn heads.

- 1500W heater
- **SCHOTT CONTURAN MAGIC®** anti-reflective front glass
- Woodland log set
- **e-touch** app controlled
- **evoflame ultra HD®** effect
- Single, Corner or 3-sided conversion panels included
- **W 39.5 in x D 11.8 in x H 21.9 in**

E32H



E32H Single-Sided model shown

evoflame[®]
ULTRAHD
e-touch



E32H 3-Sided model shown


The E32 H is a trimless, electric fireplace. Evoflame technology creates a stunning flame effect while providing all the added benefits of an electric fireplace such as energy savings and installation flexibility.

- 1500W heater
- **SCHOTT CONTURAN MAGIC®** anti-reflective front glass
- Woodland log set
- **e-touch** app controlled
- **evoflame ultra HD®** effect
- Single, Corner or 3-sided conversion panels included
- **W 32.7 in x D 11.8 in x H 31.1 in**

COMPTON 2



Compton 2 shown in Black



White Stone and Black Surround Finishes

evoflame[®]
technology

e-touch



COMPTON 1000



Compton 1000 shown in White

The Compton series is an electric three-sided fireplace kit that comes with a contemporary black surround motif (also available in a white-stone finish). Evoflame technology creates a stunning flame effect while providing all the added benefits of an electric fireplace such as energy savings and installation flexibility.

- 1500W heater
- Glass side panels
- Woodland log set
- **e-touch** app controlled
- Feature side lighting
- Grey ceramic tiles
- Available in 2 mdf finishes

Compton 2

- **W 44.1 in x D 12.25 in x H 20.25 in**

Compton 1000

- **W 59.1 in x D 14 in x H 20.1 in**



Linnea 3-Sided model shown with "spectrum" effect

Available Locally Through:

Or Find Your Local Dealer Today:



evonicfires

UK Designs Imported By:



EuropeanHome

www.europeanhome.com

info@europeanhome.com